


AOL (FZE)
SAIF ZONE, SHARJAH, U.A.E
COMBINED FINANCIAL STATEMENTS AND
INDEPENDENT AUDITORS' REPORT
FOR THE YEAR ENDED MARCH 31, 2018

<u>CONTENTS</u>	<u>PAGE</u>
INDEPENDENT AUDITOR'S REPORT	1
STATEMENT OF FINANCIAL POSITION	2
STATEMENT OF INCOME	3
CASH FLOW STATEMENT	4
NOTES TO THE FINANCIAL STATEMENTS	5-19



FALCON INTERNATIONAL
CONSULTING & AUDITING

P.O.Box: 44624, Dubai, United Arab Emirates, Tel.: +971 4 3970987
Fax: +971 4 3973733, E-mail: carakesh@falconauditing.com, admin@falconauditing.com
Website: www.falconauditing.com



INDEPENDENT AUDITOR'S REPORT

To
The Shareholder
M/s. AOL (FZE)
P.O. Box 121657
SAIF Zone, Sharjah, U.A.E

We have audited the accompanying combined financial statements of **M/s. AOL (FZE) Sharjah, U.A.E.** & its branch **M/s. AOL FRP Division**, which comprise of the statement of financial position as at **March 31, 2018** and the combined statement of comprehensive income, combined statement of changes in shareholders' equity and statement of cash flow for the year then ended and a summary of significant accounting policies and other explanatory notes.

Management's Responsibility for the Financial Statements

Management is responsible for the preparation and fair presentation of these combined financial statements in accordance with International Financial Reporting Standards. This responsibility includes designing, implementing and maintaining internal control relevant to the preparation and fair presentation of financial statements that are free from material misstatement, whether due to fraud or error; selecting and applying appropriate accounting policies and making accounting estimates that are reasonable in the circumstances.

Auditor's Responsibility

Our responsibility is to express an opinion on these combined financial statements based on our audit. We conducted our audit in accordance with International Standards on Auditing. Those standards require that we comply with ethical requirements and plan and perform the audit to obtain reasonable assurance, whether the financial statements are free from material misstatement.


An audit involves performing procedures to obtain audit evidence about the amounts and disclosures in the financial statements. The procedures selected depend on our judgment, including the assessment of the risks of the material misstatement of the financial statements, whether due to fraud or error. In making those risk assessments, we consider internal control relevant to the entity's preparation and fair presentation of the financial statements in order to design audit procedures that are appropriate in the circumstances, but not for the purpose of expressing an opinion on the effectiveness of the entity's internal control. An audit also includes evaluating the appropriateness of accounting principles used and reasonableness of accounting estimates made by management, as well as evaluating the overall presentation of the financial statements.


We believe that the audit evidence we have obtained is sufficient and appropriate to provide a basis for our audit opinion.

Opinion

In our opinion, the combined financial statements present fairly, in all material respects, the financial position of **M/s. AOL (FZE), Sharjah, U.A.E.** & its branch **M/s. AOL FRP Division**, as of **March 31, 2018** and of its combined financial performance and its cash flows for the year then ended in accordance with International Financial Reporting Standards (IFRS).


For FALCON INTERNATIONAL CONSULTING & AUDITING
Chartered Accountants


Managing Partner
(Rakesh Jain)
Reg. No. 606



May 10, 2018

Page 1 of 19



AOL (FZE)

Standalone Balance Sheet as at March 31, 2018

Amount in AED

	Notes	31/Mar/18	31/Mar/17	01/Apr/16
Assets				
Non-current assets				
Gross Block				
Accumulated depreciation				
Property, Plant and Equipment	4	40,295,926	15,557,053	16,294,318
Capital work-in-progress including intangible assets	4	-	2,811,474	332,186
Financial Assets				
Investment	5	818,414	4	300,004
Loans	6	-	-	-
Other non-current assets	7	9,565	5,469,501	1,776,950
		41,123,905	23,838,032	18,703,458
Current assets				
Inventories	8	2,514,357	1,287,055	465,874
Financial Assets				
Trade receivables	9	22,596,955	20,503,838	23,631,902
Cash and cash equivalents	10	253,532	55,176	58,297
Other Bank Balances	11	-	35,417	17,667
Loans	6	1,009,562	6,470	4,000
Other Financial Assets	11	860,572	-	-
Other current assets	7	75,388,847	76,029,389	70,533,682
		102,623,825	97,917,345	94,711,422
Total Assets		143,747,730	121,755,377	113,414,880
Equity and liabilities				
Equity				
Equity Share capital	12	87,900,000	87,900,000	87,900,000
Other Equity				
Retained earnings	13	(8,110,089)	(7,241,881)	(11,718,368)
		79,789,911	80,658,119	76,181,632
Non-current liabilities				
Financial Liabilities				
Borrowings	14	10,794,584	3,088,355	5,656,939
Provisions	15	237,186	101,404	753,368
		11,031,770	3,189,759	6,410,307
Current liabilities				
Financial liabilities				
Borrowings	16	36,778,640	30,369,458	25,051,885
Trade payables	17	8,375,140	4,332,516	2,573,598
Other financial liabilities	18	7,713,798	3,205,525	3,197,458
Other Current liabilities	19	58,471	-	-
		52,926,049	37,907,499	30,822,941
Total Equity and liabilities		143,747,730	121,755,377	113,414,880
Summary of significant Accounting policies	2.1			
The accompanying notes (1-35) are an integral part of the financial statements				

Approved by the Management on May 10, 2018

For AOL (FZE)

Managing Director





AOL (FZE)

Statement of Profit and Loss for the year ended 31 March 2018

		Amount in AED	
	Notes	31/Mar/18	31/Mar/17
Income			
Revenue from operations	20	19,075,627	17,663,950
Other income	21	-	104,374
Total revenue (I)		19,075,627	17,768,324
Expenses			
Cost of raw material and components consumed	22	10,529,246	9,546,743
Purchase of traded goods	23	2,047,500	2,085,289
(Increase)/ decrease in inventories of finished goods, work-in-progress and traded goods	24	(1,087,192)	(405,193)
Employee benefits expense	25	1,729,459	3,458,978
Finance costs	26	1,839,192	1,353,283
Depreciation and amortization expense	27	1,225,188	1,083,856
Other expense	28	3,662,096	2,961,805
Total expense (II)		19,945,489	20,084,761
Earnings before exceptional items and tax, (I)		(869,862)	(2,316,437)
- (II)			
Exceptional Items	29	1,654	-
Profit for the year		(868,208)	(2,316,437)
Other comprehensive income			
i) items that will be reclassified to Profit or Loss in subsequent periods			-
II) Income Tax relating to these items			-
Other comprehensive income for the year, net of tax		-	-
Total comprehensive income for the year		(868,208)	(2,316,437)

Summary of significant Accounting policies

2.1

The accompanying notes (1-35) are an integral part of the financial statements

Approved by the Management on May 10, 2018

For AOL (FZE)

Managing Director





AOL (FZE)

CASH FLOW STATEMENT FOR THE YEAR ENDED MAR 31, 2018


	Amount in AED	
	31-Mar-18	31-Mar-17
A. Cash flow from operating activities		
Profit before tax	(868,208)	(2,316,437)
Profit before tax	(868,208)	(2,316,437)
Non-cash adjustment to reconcile profit before tax to net cash flows		
Depreciation/ amortization on continuing operation	1,225,188	1,083,856
(Profit)/Loss on sale of property, plant and equipment	(1,654)	(2,943)
Interest Expense	1,839,192	1,353,283
Operating profit before working capital changes	2,194,518	117,759
Movements in working capital :		
Increase in trade payables	4,042,624	1,513,063
Decrease in other payables	1,547,696	(647,546)
(Increase) in trade receivables	(2,093,117)	3,852,325
Decrease / (increase) in inventories	(1,227,302)	(821,181)
(Increase) in other receivables	4,272,230	(2,595,668)
Net cash flow from operating activities (A)	8,736,649	1,418,752
B. Cash flows from investing activities		
Purchase of fixed assets, including CWIP	(24,256,883)	(2,825,472)
Purchase of Investment	(818,410)	-
Proceed from sale of assets	1,105,950	4,245
Net cash flow (used in) / from investing activities (B)	(23,969,343)	(2,821,227)
C. Cash flows from financing activities		
Received long-term borrowings	10,861,059	(2,564,936)
Proceeds of Short-term borrowings	6,409,183	5,317,573
Interest Expense	(1,839,192)	(1,353,283)
Net cash flow (used in) in financing activities (C)	15,431,050	1,399,354
Net (decrease) / increase in cash and cash equivalents (A+B+C)	198,356	(3,121)
Cash and cash equivalents at the beginning of the year	55,176	58,297
Cash and cash equivalents at the end of the year	253,532	55,176
Components of cash and cash equivalents		
With banks- on current account	253,532	55,176
Total cash and cash equivalents (refer note no. 10)	253,532	55,176
Summary of significant accounting policies		
The accompanying notes (1-35) are an integral part of the financial statements		

Approved by the Management on May 10, 2018

For AOL (FZE)

Managing Director





AOL (FZE)
SAIF ZONE, SHARJAH, U.A.E

Notes to the Financial Statements for the year ended March 31, 2018

1. LEGAL STATUS & BUSINESS ACTIVITIES

- a) **AOL (FZE)** ("the Establishment") was registered with the Sharjah Airport International Free Zone, Sharjah-U.A.E (License no. 08437) as a Free Zone Establishment on August 17, 2010 and the license is valid up to August 16, 2018.
- b) **AOL FRP Division (Branch)** ("the Branch") was registered with the Jebel Ali Free Zone Authority, Dubai, UAE (Industrial License no. 139032 & commercial License no. 139033) as a branch of AOL (FZE) on September 05, 2013 and the license is valid up to September 04, 2018.
- c) The Company is engaged in the activity of general trading, fiber optic cables & wires manufacturing and wires.
- d) The management and control of the Company is vested with Dr. Kailash Shanti Lal Choudhari (Indian national).
- e) The registered office address of the Company is P. O. Box. 121657, Sharjah, United Arab Emirates.

SHARE CAPITAL

Authorized, issued and paid up capital of the group is AED 87,900,000 divided into 586 shares of AED 150,000 each fully paid and held by the shareholder as follows:

Sl No.	Name of the Shareholder	Nationality	No. of Shares	Amount (AED)	%
1.	M/s. Aksh Optifibre Limited	Indian Co.	586	87,900,000	100
			586	87,900,000	100

2. BASIS OF PREPARATION

2.1 Statement of compliance:

These financial statements have been prepared in accordance with International Financial Accounting Standards for Small & Medium-sized Entities (IFRS for SMEs) Issued by International Accounting Standards Boards (IASB)

2.2 Basis of measurement and preparation


These financial statements have been prepared under going concern assumption and historical cost convention.

The financial statements include the financial statements of **AOL (FZE)** and its branch **AOL FRP Division** as mentioned in Note No. 1. These financial statements have been combined on a line by line basis by adding together like items of assets, liabilities, equity, income and expenses. Intra group transactions have been eliminated.

2.3 Basis of accounting & coverage:

The company follows the accrual basis of accounting, except for statement of cash flows which is presented on cash basis. Under accrual basis, the transactions and events are recognized as and when they occur and are recorded in the financial statements for the period to which they relate to.





The financial statements enclosed cover the period 1st April 2017 to 31st March 2018. Previous year figures are for the period 1st April 2016 to 31st March 2017 and have been regrouped wherever necessary.

2.4 Functional & presentation currency:

The financial statements are presented in United Arab Emirates Dirham (AED), which is also the company's functional currency. All financial information presented in AED has been rounded off to the nearest UAE Dirham.

2.5 Use of estimates & judgments:

The preparation of financial statements in conformity with IFRS for SMEs requires management to make estimates, judgments and assumptions that affect the application of policies and reported amounts of assets, liabilities, income and expenses.

Actual results may differ from these estimates. The estimates and underlying assumptions are reviewed on an ongoing basis. Revisions to accounting estimates are recognized in the period in which the estimate is revised and in any future period affected & same are mentioned under respective accounting policy note. The following accounting estimates and management judgments have been considered, which are material in nature, in the preparation of financial statements.

Useful lives of property, plant & equipment:

Company's management estimates the useful life of property, plant & equipment & residual value for calculating depreciation. It reviews the estimated life & residual value on annual basis & future depreciation expense would be adjusted where the management believes that useful life differs from the previous estimates

Impairment of accounts receivables:

Accounts receivables are subjected to recoverability test on a periodical basis when collection of full amount is no longer probable. Accounts receivable balances which are individually significant, are verified for ageing, subsequent receipts & balance confirmations. Accounts receivable balances which are individually not material, are assessed collectively & estimated reserve for impairment of accounts receivables is created if same is outstanding for beyond normal credit terms & doubtful.

Obsolescence of inventories:

Inventories are subjected to ageing & obsolescence test on a periodical basis by management on damaged, obsolete and slow moving inventories. These reviews require judgments and estimates. Possible changes in these estimates could result in revisions to the valuation of inventories. Management estimates that inventories are fully realizable at value stated therein and reserve for obsolescence of inventories is not required against the same.

3. SIGNIFICANT ACCOUNTING POLICIES

The following accounting policies have been consistently applied by the management in preparation of the financial statements except where stated here under:





3.1 Property, plant and equipment

Property, plant and equipment are stated at cost less accumulated depreciation and impairment losses. The cost is depreciated on pro rata basis using the straight-line method over the estimated useful lives as determined by the management.

Property, plant & equipment are, at the reporting date, subject to impairment. Where any indication of impairment exists, the carrying amount is written down to its recoverable amount.

The management's estimate of useful life of various assets is as follows:

Building	30 Years
Office Equipments	05 Years
Plant & Machinery	15 Years
Furniture & fixtures	10 Years
Vehicles	08 Years
Computers	03 Years

A decline in the value of property, plant and equipment could have a significant effect on the amounts recognised in these financial statements. Management assesses the impairment of property, plant and equipment whenever events or changes in circumstances indicate that the carrying value may not be recoverable.

3.2 Investment

Investment in shares is measured at cost which represents the payment made till the balance sheet date. All gains or losses on sale of investment are recognized in the statement of income as and when they arise.

3.3 Revenue recognition

Revenue from sale of goods is recognized when all the following conditions are satisfied.

- i. The Company has transferred to the buyer the significant risks and rewards of ownership of the goods;
- ii. The Company retains neither continuing managerial involvement to the degree usually associated with ownership nor effective control over the goods sold;
- iii. The amount of revenue can be measured reliably.
- iv. It is probable that the economic benefit associated with the transaction will flow to the Company; and
- v. The cost incurred or to be incurred in respect of the transaction can be measured reliably.


3.4 Expenditure

Expenses are accounted for on the accrual basis and provisions are made for all known losses and liabilities. Expenses are presented in the statement of comprehensive income, classified according to the function of expense.

3.5 Staff end-of-service benefits

Employee benefits have been provided for in accordance with the contractual terms with the employees, but are however subject to minimum of UAE Labour Law requirements. The accrual relating to annual leave and leave passage, is disclosed as a current liability, while the provision relating to end of service benefits is disclosed as a non-current liability.





3.6 Provisions & contingencies

Provisions are recognized when the company has a legal or constructive obligation as a result of past events and it is probable that an outflow of economic benefits would be required to settle these obligations and a reliable estimate of the same can be made. Contingent liabilities are not recognized but are disclosed in the notes to financial statements. A disclosure of contingent liability is made when there is a possible obligation or a present obligation that may, but probably will not, require an outflow of resources. When likelihood of outflow is remote, no provision or disclosure is made.

3.7 Related party transactions

The company enters into transactions with another company and person that falls within the definition of a related party as per the International Financial Reporting Standards for Small & Medium-sized Entities (IFRS for SMEs).

The terms of trade with such related party is based on commercial terms & conditions agreed upon with them by the management.

Related parties with whom the company has entered into transactions during the year under review comprise of group companies, shareholders and key management personnel as stated hereunder:

Name of the related parties	Relation
AOL Composite Jiangsu	Subsidiary Company
AOL Tech Ltd. FZE	Subsidiary Company
Aksh Optifiber Limited, India	Holding Comapny
Dr. Kailash Shantilal Choudhari	Director & Key management personnel.

Transactions which were entered into with related parties is disclosed under note 31 of the financial statement.

3.8 Foreign Currency transactions

Transactions in foreign currencies are translated into UAE Dirhams at the rate of exchange ruling on the date of the transactions.

Monetary assets and liabilities expressed in foreign currencies are translated into UAE Dirhams at the rate of exchange ruling at the balance sheet date.

Gains or losses resulting from foreign currency transactions are taken to the Comprehensive income statement.


3.9 Inventories


Inventories are carried at lower of cost and net realizable value (estimated selling price less cost to complete and selling expenses).

Raw material and packing material cost includes aggregate of purchase price, including applicable cost to bring the inventory to the present condition, valued at 'first-in-first-out' method.

Finished goods include cost of direct material, direct labour, packaging costs, other direct costs and allocation of production related overheads.

Any excess of carrying amount, over the net realizable value is charged immediately as obsolescence loss through statement of comprehensive income. Inventory items, which are perishable in nature, if any, has been fully provided for.





3.10 Financial Instruments

The company recognizes a financial instrument (being a financial asset or financial liability) only when the company becomes a part of the contractual provisions of the instrument. Accounting policy relevant to each type of financial instrument is as follows:

Cash & cash equivalents:

Cash & cash equivalents for the purpose of cash flow statement comprises of cash on hand & balance with bank in current accounts

Accounts receivables:

Accounts receivables are amounts due from customers towards sale of goods or providing of service in the ordinary course of business. Accounts receivables are recognized initially at the transaction price. They are subsequently measured at amortised cost using the effective interest method, less reserve for impairment of accounts receivables. A reserve for impairment of accounts receivables is recognised when it is probable that the company will not be able to collect all amounts due according to original terms of the accounts receivables.

Accounts payable:

Accounts payable represent obligations towards purchase of goods in the ordinary course of business. Same is free of interest & payable at the end of credit period granted by the suppliers. Accounts payable are recognized initially at the transaction price. They are subsequently measured at amortised cost using the effective interest method.

Other financial assets:

Other financial assets are recognised initially at transaction value and subsequently measured at amortised cost using the effective interest method less impairment. However, all other financial assets have a value on realization in the ordinary course of the company's business, which is at least equal to the amount at which they are stated in the statement of financial position.

Other financial liabilities:

Other financial liabilities, including borrowings, are initially measured at transaction value, net of transaction costs. They are subsequently measured at amortised cost using the effective interest method.

3.11 Financial, capital risk management & fair value information:

Credit, liquidity & market rate risk:


Credit risk:

Credit risk is the risk of financial loss to the company if a customer or counter-party to a financial instrument fails to meet its contractual obligations. The company's cash is placed with banks of repute. The exposure to credit risk on trade receivables and amounts due from related parties are monitored on an ongoing basis by the management and these are considered recoverable by the company's management.

Liquidity risk:

Liquidity risk is the risk that the company will not be able to meet its financial obligations as and when it falls due. The company's assets are sufficient to cover its financial obligations.





The table below summarizes the maturity profile of the company's financial liabilities on contractual undiscounted payments:

Amount in U.A.E. Dirhams (AED)

As on 31st March 2018	Total
Borrowings	47,573,224
Trade payables	8,375,140
Provisions, accruals & other liabilities	8,009,455
Total	63,957,819
As on 31st March 2017	Total
Borrowings	32,952,160
Accounts payable	4,332,516
Provisions, accruals & other liabilities	3,306,929
	40,591,605

Market risk:

Market risk is the risk that changes in market prices, such as investment prices, interest rates and currency rates will affect the company's income or the value of its holding of financial instruments. The objective of market risk management is to manage and control market risk exposures within acceptable parameters, while optimizing the return on risk.

Interest rate risk:

Interest rate risk is the risk of variability in profit due to change in interest rates on interest bearing assets and interest bearing liabilities. The interest rate on the company's financial instruments is based on market rates.

Currency risk:

Currency risk faced by the company is minimal as there are minimal foreign currency transactions. Most of the monetary assets and liabilities are denominated in UAE Dirhams (AED) or in United States Dollar (USD), which is pegged to AED.

3.12 Capital management

The company's policy is to maintain a strong capital base so as to maintain lender and creditor confidence and to sustain future development of the business.



AOL (FZE)

Notes to financial statements for the year ended March 31, 2018

4. Property, Plant and Equipment							Amount in AED	
	Factory Buildings	Plant and equipment	Furniture and fixtures	Vehicles	Office Equipment	Data Processing System	Total	
Cost or valuation								
At 1 April 2016	2,981,302	14,552,983	18,469	333,149	22,969	5,097	17,913,969	
Additions	-	299,368	2,662	45,352	1,825	-	349,207	
Disposals / adjustments	-	-	-	-	(7,267)	3,022	(4,245)	
At 31 March 2017	2,981,302	14,852,351	21,131	378,501	17,527	8,119	18,258,931	
Additions	7,936,225	18,735,015	151,738	-	-	-	26,822,978	
Disposals / adjustments	-	(1,104,296)	-	-	-	-	(1,104,296)	
At 31 March 2018	10,917,527	32,483,070	172,869	378,501	17,527	8,119	43,977,613	
Depreciation								
At 1 April 2016	145,516	1,416,832	2,694	47,388	4,658	2,563	1,619,651	
Charge for the year	94,507	936,697	1,952	44,184	4,574	1,942	1,083,856	
Disposals / adjustments	-	-	-	-	(2,943)	1,314	(1,629)	
At 31 March 2017	240,023	2,353,529	4,646	91,572	6,289	5,819	2,701,878	
Charge for the year	116,379	1,054,967	3,452	44,955	3,464	1,970	1,225,187	
Disposals / adjustments	-	(245,378)	-	-	-	-	(245,378)	
At 31 March 2018	356,402	3,163,118	8,098	136,527	9,753	7,789	3,681,687	
Net Book value								
At 31 March 2018	10,561,125	29,319,952	164,771	241,974	7,774	330	40,295,926	
At 31 March 2017	2,741,279	12,498,822	16,485	286,929	11,238	2,300	15,557,053	
At 1st April 2016	2,835,786	13,136,151	15,775	285,761	18,311	2,534	16,294,318	
Capital Work-in-progress								
Amount in AED								
At 31st March 2018	-	-	-	-	-	-	-	
At 31st March 2017	2,811,474	-	-	-	-	-	-	
At 1st April 2016	332,186	-	-	-	-	-	-	





AOL (FZE)

Notes to financial statements for the year ended March 31, 2018

5. Investment				Amount in AED
	31/Mar/18	31/Mar/17	01/Apr/16	
Investment in subsidiary				
Equity Instruments (Unquoted)				
Nil (March 31 2017: Nil, April 1, 2016: 300) equity share of Arab Emirates Dhiram (AED) 1,000 each fully paid-up in AOL PROJECTS DMCC	-	-	300,000	
AOL Composites Jiangsu (Co.) Ltd (Invested in Equity Shares, pending for allotment)	818,410	-	-	
Other Investment				
1 (March 31 2017: 1, April 1, 2016: 1) equity share of Arab Emirates Dhiram (AED) 4 each fully paid-up in Eminenet One Ventures	4	4	4	
	818,414	4	300,004	
6. Loans				Amount in AED
	31/Mar/18	31/Mar/17	01/Apr/16	
Non-Current				
Security deposit	-	-	-	
Current				
Security deposit	167,599	6,470	4,000	
Loan and advances to related parties	841,963	-	-	
	1,009,562	6,470	4,000	
7. Other Assets				Amount in AED
	31/Mar/18	31/Mar/17	01/Apr/16	
Non-Current				
Capital advances	9,565	5,469,501	1,776,950	
	9,565	5,469,501	1,776,950	
Current				
Advances recoverable in cash or kind	75,246,315	75,930,176	70,468,023	
Prepaid expenses	114,087	99,213	65,659	
Balances with statutory / government authorities	28,445	-	-	
Total Other Current Assets	75,388,847	76,029,389	70,533,682	
8. Inventories				Amount in AED
	31/Mar/18	31/Mar/17	31/Mar/16	
<i>(Valued at lower of cost and net realisable value)</i>				
Finished and traded goods	1,075,239	126,098	-	
Raw material	656,714	561,230	205,501	
Semi finished goods	545,272	407,220	128,125	
Stores, spares and others	237,132	192,507	132,248	
	2,514,357	1,287,055	465,874	
9. Trade Receivables				Amount in AED
	31/Mar/18	31/Mar/17	31/Mar/16	
Trade receivables	22,596,955	20,503,838	23,631,902	
	22,596,955	20,503,838	23,631,902	
Breakup of security details				
Unsecured, considered good	22,596,955	20,503,838	23,631,902	
	22,596,955	20,503,838	23,631,902	

There are no trade or other receivable are due from directors or other officers of the Company either severally or jointly with any other person. Nor any trade or other receivable are due from firms or private companies respectively in which any director is a partner, a director or a member.



AOL (FZE)

Notes to financial statements for the year ended March 31, 2018

10. Cash and Cash equivalents		Amount in AED		
		31/Mar/18	31/Mar/17	01/Apr/16
Balances with banks:				
On current accounts		253,532	55,176	58,297
		253,532	55,176	58,297

11. Other Bank Balances		Amount in AED		
		31/Mar/18	31/Mar/17	01/Apr/16
Margin Money #		-	35,417	17,667
		-	35,417	17,667

Margin Money deposit are held as lien by banks against bill discounting

12. Other Financial Assets		16,294,317.95		
		31/Mar/18	31/Mar/17	01/Apr/16
Other Recievable		860,572	-	-
		860,572	-	-


13. Share Capital		Amount in AED		
		31/Mar/18	31/Mar/17	31/Mar/16
Authorized Shares (Nos)				
586 (March 31,2017 : 586, March 31,2016 : 586) Equity Shares of AED 150,000/- each		87,900,000	87,900,000	87,900,000
Issued, subscribed and fully paid-up shares (No.)				
586 (March 31,2017 : 586, March 31,2016 : 586) Equity Shares of AED 150,000/- each		87,900,000	87,900,000	87,900,000
		87,900,000	87,900,000	87,900,000

(a) Reconciliation of the shares outstanding at the beginning and at the end of the reporting period

Equity Shares		Amount in AED		
		31/Mar/18	31/Mar/17	01/Apr/16
At the beginning of the year	Nos.	586	586	586
Add:				
Issued during the year	Nos.	-	-	-
Outstanding at the end of the year	Nos.	586	586	586
At the beginning of the year	Amount in AED	87,900,000	87,900,000	87,900,000
Add:				
Issued during the year		-	-	-
Outstanding at the end of the year	Amount in AED	87,900,000	87,900,000	87,900,000

14. Other Equity		Rs. in Lakhs	
		31/Mar/18	31/Mar/17
Retained Earnings			
Balance as per the last financial statements		(7,241,881)	(11,718,368)
Reserve & Surplus from subsidiary company		-	6,792,924
Profit for the year		(868,208)	(2,316,437)
Add/(Less) Other Comprehensive Income		-	-
Total Other Equity		(8,110,089)	(7,241,881)





AOL (FZE)

Notes to financial statements for the year ended March 31, 2018

15. Long Term Borrowings

	Amount in AED		
	31/Mar/18	31/Mar/17	31/Mar/16
Non-Current			
Term Loans			
Foreign Currency Loan from Banks	10,794,584	3,046,100	5,541,699
Other Loan from Banks	-	42,255	115,240
Total Non-Current long term borrowings	10,794,584	3,088,355	5,656,939
The above amount includes			
Secured borrowings	10,794,584	3,088,355	5,656,939
Unsecured borrowings	-	-	-
Current Maturities			
Term Loans			
Foreign Currency Loan from Banks	5,681,160	2,495,600	2,495,600
Other Loan from Banks	42,255	72,985	69,336
Total Current Maturities	5,723,415	2,568,585	2,564,936
The above amount includes			
Secured borrowings	5,723,415	2,568,585	2,564,936
Unsecured borrowings	-	-	-
Amount disclosed under the head "other current liabilities" (note 18)	(5,723,415)	(2,568,585)	(2,564,936)
	-	-	-

1 Term Loan from Bank of Baroda are secured by way of charge on fixed assets of the Company, personal guarantee of Dr. Kailash S. Choudhari and Corporate Guarantee of M/s Aksh Optifibre Limited.

2. Secured Car loan taken from Bank of Baroda against the hypothecation of Car.

3. Secured Car loan taken from Emirates Islamic Bank against the hypothecation of Car.

16. Provisions

	Amount in AED		
	31/Mar/18	31/Mar/17	01/Apr/16
Non-Current			
Provision for Gratuity & Compensated Absences	237,186	101,404	753,368
	237,186	101,404	753,368

17. Short Term Borrowings

	Amount in AED		
	31/Mar/18	31/Mar/17	01/Apr/16
Secured Loans			
Bill Discounting from Bank of Baroda	542,191	505,653	1,467,596
Unsecured Loans			
Loan from Related parties	31,792,998	25,413,103	23,584,289
Loan from Others	4,443,451	4,450,702	-
	36,778,640	30,369,458	25,051,885
Aggregate secured loans	542,191	505,653	1,467,596
Aggregate unsecured loans	36,236,449	29,863,805	23,584,289


* Bill discounting security is secured by concerned receivables and 10% margin to fixed deposit

18. Trade Payables

	Amount in AED		
	31/Mar/18	31/Mar/17	01/Apr/16
Current			
Trade Payables (including acceptances)	8,375,140	4,332,516	2,573,598
	8,375,140	4,332,516	2,573,598
Other Details			
Trade payables to related parties	3,907,790	2,260,788	945,784
Others	4,467,350	2,071,728	1,627,814

Trade payables are generally non-interest bearing and are generally on terms of 30 to 90 days.





AOL (FZE)

Notes to financial statements for the year ended March 31, 2018

19. Other Financial Liabilities		Amount in AED		
	31/Mar/18	31/Mar/17	01/Apr/16	
Current				
Current maturities of long term debt	5,723,415	2,568,585	2,564,936	
Others	1,990,383	636,940	632,522	
Total Current financial liabilities	7,713,798	3,205,525	3,197,458	

20. Other Current Liabilities		Amount in AED		
	31/Mar/18	31/Mar/17	31/Mar/17	
Current				
Others	58,471	-	-	
Total Current financial liabilities	58,471	-	-	





AOL (FZE)

Notes to financial statements for the year ended March 31, 2018

21. Revenue From Operations

Amount in AED

	31/Mar/18	31/Mar/17
Revenue from operations		
Sale of products		
- Finished goods	16,070,519	15,150,154
- Traded goods	2,925,000	2,429,985
Sale of services	60,000	60,000
Other operating revenue		
- Scrap sales	20,108	23,811
Revenue from operations (gross)	19,075,627	17,663,950

22. Other Income

Amount in AED

	31/Mar/18	31/Mar/17
Other Income	-	104,374
	-	104,374

23. Cost of raw material and components consumed

Amount in AED

	31/Mar/18	31/Mar/17
Inventory at the beginning of the year	561,230	205,501
Add: Purchases	10,624,730	9,902,472
	11,185,960	10,107,973
Less: inventory at the end of the year	656,714	561,230
Cost of raw material and components consumed	10,529,246	9,546,743

24. Details of purchase of traded goods

Amount in AED

	31/Mar/18	31/Mar/17
Telecom & electronic items	2,047,500	2,085,289
	2,047,500	2,085,289

25. (Increase)/ decrease in inventories

Amount in AED

	31/Mar/18	31/Mar/17
Inventories at the end of the year		
Finished/Traded goods	1,075,239	126,098
Semi Finished goods	545,271	407,220
	1,620,510	533,318
Inventories at the beginning of the year		
Finished/traded goods	126,098	-
Semi finished goods	407,220	128,125
	533,318	128,125
	(1,087,192)	(405,193)

26. Employee benefits expense

Amount in AED

	31/Mar/18	31/Mar/17
Salaries, wages and bonus	1,491,050	2,106,768
Gratuity	48,294	300,505
Staff welfare expenses	75,115	223,705
Directors' Remuneration	115,000	828,000
	1,729,459	3,458,978

27. Finance costs

Amount in AED

	31/Mar/18	31/Mar/17
Interest on Term Loan	462,759	492,034
Interest others	1,294,070	764,199
Bank Charges	82,363	97,050
	1,839,192	1,353,283





AOL (FZE)


Notes to financial statements for the year ended March 31, 2018

28. Depreciation and amortization expense		Amount in AED	
	31/Mar/18	31/Mar/17	
Depreciation of Property plant & Equipment's	1,225,188	1,083,856	
	1,225,188	1,083,856	

29. Other expenses		Amount in AED	
	31/Mar/18	31/Mar/17	
Consumption of stores and spares	252,022	171,650	
Power & Fuel	498,217	452,972	
Packing Material Consumed	858,592	676,421	
Repair & Maintenance			
- Plant & Machinery	2,728	11,800	
- Buildings	6,340	-	
- Others	121,952	108,791	
Marketing & Service Charges	273,614	289,237	
Freight & Cartage (Outward)	699,722	292,141	
Travelling & Conveyance	270,101	170,104	
Postage & Telephone	63,853	41,300	
Insurance	100,896	137,825	
Rent	272,439	373,400	
Professional & Legal Expenses	-	23,200	
Auditors' Remuneration	28,685	12,000	
Other Expenses	212,935	200,964	
	3,662,096	2,961,805	

30. Exceptional items		Amount in AED	
	31/Mar/18	31/Mar/17	
Profit/(Loss) on sale of fixed assets	1,654	-	
	1,654	-	





AOL (FZE)

Notes to financial statements for the year ended March 31, 2018

31. CONTINGENT LIABILITIES

Amount in AED

	31/Mar/18	31/Mar/17
Capital commitments	243,666	13,311,661

Except for the above and ongoing business obligation which are under normal course of a business against which no loss is expected, there has been no other known contingent liability or capital commitment on on Company's account as of balance sheet date.

32. RELATED PARTY TRANSACTION

Amount in AED

	31/Mar/18	31/Mar/17
--	-----------	-----------

The Company enters into transactions with entities that fall within the definition of a related party.

The management considers such transactions to be in the normal course of business.

Related parties comprise companies under common ownership and/or common management control / shareholders and directors.

Balance due to/(from) as at

Investment

AOL Composite Jiangsu (Subsidiary Company)	818,410	-
--	---------	---

Loan and Advances

Aksh Optifibre Limited, India (Holding Company)	31,792,998	25,413,103
AOL Tech Ltd FZE (Fellow Subsidiary)	841,963	-

Trade and other Payables

Aksh Optifibre Limited, India (Holding Company)	3,906,847	2,260,788
Aksh Composites Private Limited (Holding's Subsidiary)	860,572	-
Dr. Kailash Shantilal Choudhari (Director Remuneration)	115,000	-

Transactions

	Holding Company/Subsidiaries	Key Management Personnel	Total	Total
Repayment of loan taken	-	-	-	-
Loan & Advance Given (Holding's Subsidiary)	841,963	-	841,963	164,121
Loan & Advance Given (Subsidiary)	818,410	-	818,410	-
Loan Taken	5,413,030	-	5,413,030	1,101,000
Sales	953,449	-	953,449	704,113
Purchases	2,828,815	-	2,828,815	3,254,512
Services Rendered	60,000	-	60,000	60,000
Re-imbursement of expenses-received	320,459	-	320,459	131,046
Remuneration paid	-	1,955,000	1,955,000	2,760,000
Interest expenses	966,865	-	966,865	727,814

33. Leases

Amount in AED

	31/Mar/18	31/Mar/17
--	-----------	-----------

Operating Lease :

The Company has entered into various lease agreements. The lease term is for periods of three to five years and renewable Future minimum lease payments as per contracts are as follows :

Future minimum rentals payable under non cancellable operating leases are as follows:

	31/Mar/18	31/Mar/17
With in one year	48.30	-
After one year but not more than five years	193.21	-
More than five years	241.52	-
	483.03	-

34. COMPARATIVE AMOUNTS

Amount in AED

	31/Mar/18	31/Mar/17
--	-----------	-----------

Previous year's figures have been reworked, regrouped, rearranged and reclassified to conform to those of current year's The accompanying notes form an integral part of these financial statements.

The report of the auditor is set out on page 1.

We confirm that we are responsible for these financial statements, including selecting the accounting policies and making the judgements underlying them. We confirm that we have made available all relevant accounting records and information for their compilation.

35 Segment Information
Identification of reportable segments

Particulars	Manufacturing			Services			Trading			Amount in AED	
	31-Mar-18	31-Mar-17	31-Mar-18	31-Mar-18	31-Mar-17	31-Mar-18	31-Mar-18	31-Mar-17	31-Mar-18	Total	31-Mar-17
1 Segment Revenue											
External Turnover	16,090,627	15,173,965	60,000	60,000	60,000	2,925,000	2,429,985	19,075,627	17,663,950		
Inter Segment Turnover	-	-	-	-	-	-	-	-	-		
Total Revenue	16,090,627	15,173,965	60,000	60,000	60,000	2,925,000	2,429,985	19,075,627	17,663,950		
2 Segment Results before Interest	166,992	741,593	60,000	60,000	59,672	871,360	332,871	1,098,352	1,134,136		
Less : Finance Costs	-	-	-	-	-	-	-	-	-		
Add : Interest Income	-	-	-	-	-	-	-	-	-		
Add : Exceptional Items	-	-	-	-	-	-	-	-	-		
Add/(Less): Unallocated (Expenses)/Income	-	-	-	-	-	-	-	-	-		
Profit before Tax	166,992	741,593	60,000	60,000	59,672	871,360	332,871	(868,208)	(2,316,437)		
3 Other Information											
Segment Assets	49,352,947	26,881,705	724,405	724,405	725,641	26,846,304	28,142,371	76,923,656	55,749,717		
Unallocated Assets	-	-	-	-	-	-	-	66,824,074	66,005,660		
Total Assets	49,352,947	26,881,705	724,405	724,405	725,641	26,846,304	28,142,371	143,747,730	121,755,377		
Segment Liabilities	31,206,062	14,885,959	-	-	5,000	958,759	793,196	32,164,821	15,684,155		
Unallocated Liability	-	-	-	-	-	-	-	31,792,998	25,413,103		
Share Capital & reserves	-	-	-	-	-	-	-	79,789,911	80,658,119		
Total Liabilities	31,206,062	14,885,959	-	-	5,000	958,759	793,196	143,747,730	121,755,377		
Capital Expenditure	26,822,978	2,826,453	-	-	-	-	2,042	26,822,978	2,828,495		
Depreciation and Amortization	1,197,991	1,057,311	-	-	328	27,197	26,217	1,225,188	1,083,856		

Approved by the Management on May 10, 2018

For AOL (FZE)



Managing Director

